

Eclipse Contribution Use Cases

Use Case : Getting a new project

How to do it :

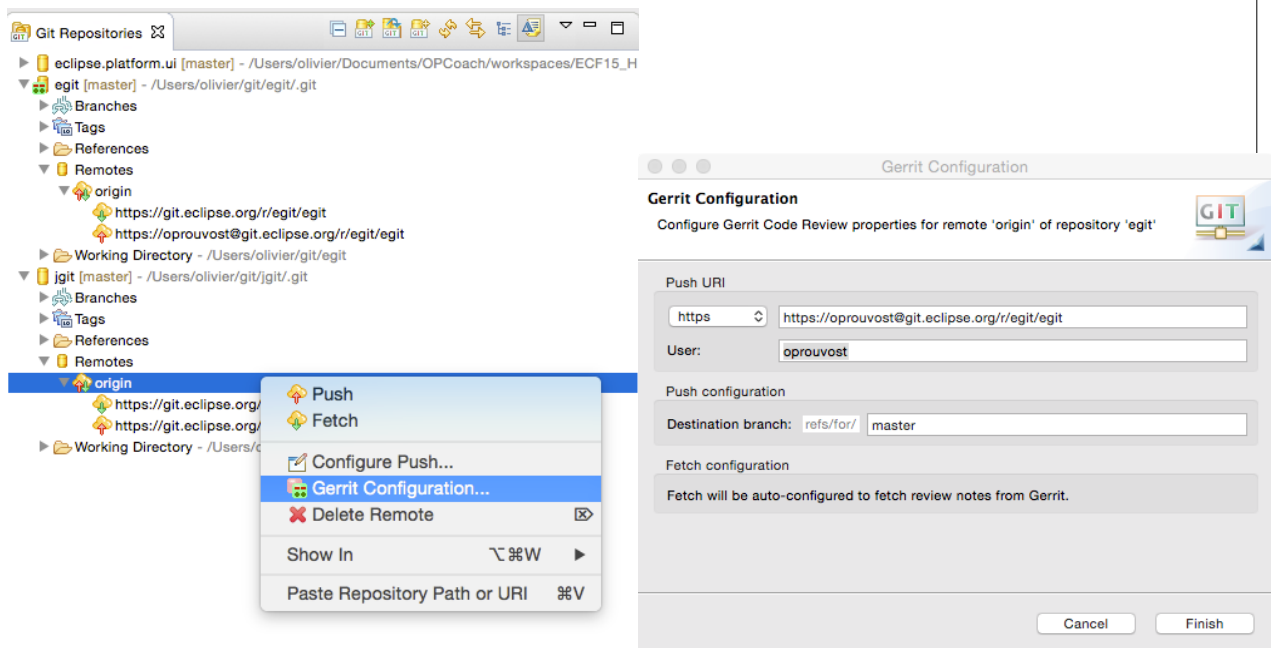
- go to the project page : <http://projects.eclipse.org>
- search for your project
- read the documentation (sometimes there are specific features to install)
- If you don't have the resources to download the code, find it on the git project page : <http://git.eclipse.org>

Eclipse Contribution Use Cases

Use Case : Configure gerrit

How to do it :

- In the gerrit configuration settings, generate the https password : <https://git.eclipse.org/r/#/settings/http-password>
- In the git repository view open the gerrit configuration dialog and enter your gerrit user name :



Eclipse Contribution Use Cases

Use Case : Starting to work on a single bug

How to do it :

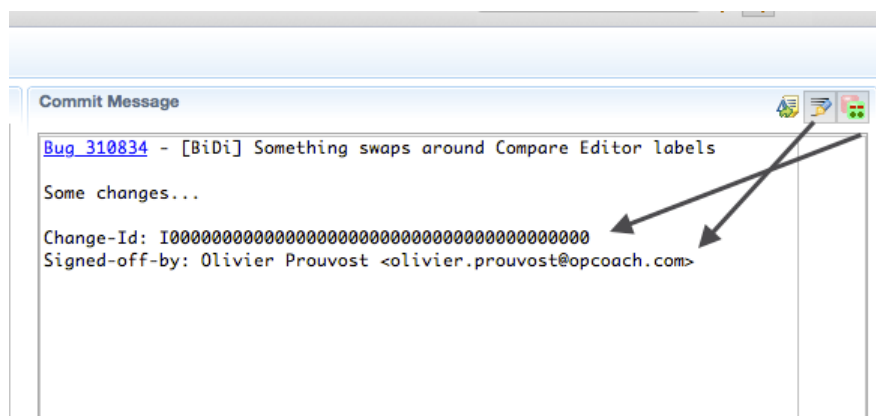
- Check if the bug still exists !
- Take the bug on bugzilla (assigned status)
- Fix the code (it is not necessary to create a branch)
- When it is ok, commit with this message :

Bug XXXXX – Title of the bug (→ can be copied from bugzilla)

Some explanations

Signed-Off : your name (→ set automatically with button)

Change-ID : computed



Eclipse Contribution Use Cases

Use Case : Push to gerrit

You want to publish for a review after a commit

How to do it :

- First ensure that the repository did not change since you started your modification. → Do a fetch
 - If there are changes, → Do a rebase
 - If there are any conflicts, fix them and commit if needed
 - Test again
- Push (to refs/for/master)

Possible troubles :

- CLA is not signed
- email address used for CLA must match the email address in commit message
- git email address must match the email address in CLA

Eclipse Contribution Use Cases

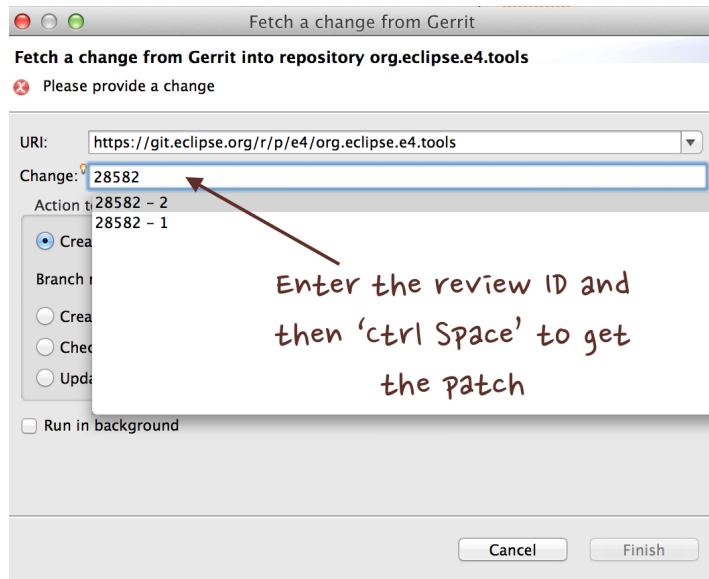
Use Case : My review has been refused

Cause : your code is bad or failed

Solution : respond to the review comment, and try to fix or abandon the change.

How to do it :

- On the Gerrit web page answer to the reviewer
- Get the code of the commit :
 - if you still work on this commit, continue
 - if necessary fetch the review from Gerrit (Team->Remote->Fetch from Gerrit...) and get the latest patch using this dialog :



to get the review ID check the review's URL :
<https://git.eclipse.org/r/#/c/46354/>

- Fix the bug
- **Amend** the commit and push again (**don't change the commit ID**)

Eclipse Contribution Use Cases

Use Case : Testing the build

Cause : you have changed your architecture (features, plugins,...)

Solution : just launch a local build

How to do it :

- launch the maven pom on the project with a : mvn clean install
- anyway gerrit will fail if there are building problems.

Eclipse Contribution Use Cases

Use Case : My review is accepted but can not be merged on repository

Cause : The repository has advanced and the review is behind the current repository..

Solution : rebase

How to do it :

- On the gerrit page of the review, click on the 'Rebase button'

Possible troubles :

Conflict → go back on Eclipse, resolve and push again the review (amend the commit with same commit ID).